












# Ethical Climate Survey

1. Gender?			
		Response Percent	Response Count
Male		23.1%	586
<b>Female</b>		<b>76.9%</b>	1952
<i>answered question</i>			<b>2538</b>
<i>skipped question</i>			<b>0</b>

2. Age?			
		Response Percent	Response Count
20-34		19.9%	505
35-44		22.0%	558
<b>45-54</b>		<b>36.6%</b>	929
55-64		19.1%	484
>=65		2.4%	62
<i>answered question</i>			<b>2538</b>
<i>skipped question</i>			<b>0</b>

**3. Professional Group: The following information will be used to determine if there are ethical issues and concerns that are of specific relevance/interest to particular programs/units or professional groups.**

		Response Percent	Response Count
Administration		4.5%	115
Business		6.1%	154
Clerical		10.2%	259
Facilities		1.7%	42
Medical Technology		7.2%	184
Medicine (MD/DO/PhD)		7.3%	185
<b>Nursing (any)</b>		<b>37.9%</b>	<b>963</b>
Physician Assistant		0.9%	24
Professional Practice (e.g. occupational therapy, social work, spiritual care)		4.0%	102
Research		2.0%	51
Other		18.1%	459
		<b><i>answered question</i></b>	<b>2538</b>
		<b><i>skipped question</i></b>	<b>0</b>

**4. Please answer each of the following concerning Ethical Climate of the Organization.**

	<b>Disagree Fully</b>	<b>Disagree</b>	<b>Neutral</b>	<b>Agree</b>	<b>Agree Fully</b>	<b>DN (Don't Know)</b>	<b>N/A (Not Applicable)</b>	<b>Response Count</b>
Staff members show respect for one another.	1.8% (40)	11.5% (258)	13.6% (304)	<b>55.2%</b> <b>(1236)</b>	16.8% (376)	0.9% (20)	0.3% (7)	2241
Staff members behave responsibly.	0.8% (19)	7.3% (164)	14.5% (326)	<b>58.3%</b> <b>(1306)</b>	18.0% (404)	0.7% (15)	0.3% (7)	2241
Decisions are made in a fair, consistent, and respectful way.	2.6% (59)	14.7% (330)	21.8% (488)	<b>46.7%</b> <b>(1046)</b>	12.1% (272)	1.7% (39)	0.3% (7)	2241
Management practices are fair, consistent, and respectful.	4.3% (97)	17.0% (381)	24.1% (541)	<b>41.5%</b> <b>(931)</b>	11.2% (250)	1.6% (36)	0.2% (5)	2241
Staff members are encouraged to discuss their ethical concerns.	2.6% (58)	11.8% (265)	23.1% (518)	<b>43.5%</b> <b>(975)</b>	12.7% (285)	5.2% (117)	1.0% (23)	2241
Staff members know whom to contact about their ethical concerns.	2.5% (56)	16.2% (362)	18.3% (410)	<b>44.5%</b> <b>(998)</b>	11.5% (258)	6.4% (143)	0.6% (14)	2241
Staff members feel listened to when they identify their ethical concerns.	3.3% (73)	13.1% (294)	25.0% (561)	<b>38.7%</b> <b>(868)</b>	8.8% (197)	9.2% (207)	1.8% (41)	2241
The organization meets high ethical standards.	2.0% (45)	6.7% (150)	22.3% (500)	<b>49.1%</b> <b>(1101)</b>	15.3% (343)	4.1% (91)	0.5% (11)	2241
The organization promotes ethical practices, policies, and procedures.	1.6% (36)	5.2% (116)	17.2% (386)	<b>54.1%</b> <b>(1213)</b>	18.2% (408)	3.0% (67)	0.7% (15)	2241
Staff members are encouraged to seek ethics education.	3.3% (73)	16.5% (370)	29.0% (650)	<b>32.4%</b> <b>(725)</b>	9.3% (209)	8.3% (185)	1.3% (29)	2241
	<b>answered question</b>							<b>2241</b>
	<b>skipped question</b>							<b>297</b>

**5. Please answer each of the following concerning Ethics Policy Needs.**

	<b>Disagree Fully</b>	<b>Disagree</b>	<b>Neutral</b>	<b>Agree</b>	<b>Agree Fully</b>	<b>DN (Don't Know)</b>	<b>N/A (Not Applicable)</b>	<b>Response Count</b>
Staff members are aware of ethics policies at this hospital (e.g. end-of life policies, organ donation, etc.)	1.3% (28)	11.5% (253)	18.1% (399)	<b>49.0% (1082)</b>	7.7% (170)	9.5% (209)	2.9% (65)	2206
Staff members view ethics policies and procedures as important.	1.2% (26)	5.2% (115)	20.7% (457)	<b>52.4% (1156)</b>	11.2% (246)	8.1% (178)	1.3% (28)	2206
Ethics policies and procedures help staff members make good decisions.	1.0% (22)	4.0% (88)	18.2% (401)	<b>53.5% (1180)</b>	15.9% (350)	6.5% (144)	1.0% (21)	2206
	<i>answered question</i>							<b>2206</b>
	<i>skipped question</i>							<b>332</b>

