

## Setting up your myGeisinger account to schedule a COVID-19 vaccine

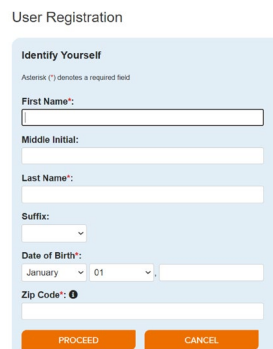
If you're eligible under PA DOH guidelines, you can schedule your COVID-19 vaccine and receive important appointment information through the myGeisinger patient portal.

If you've been cared for by Geisinger or have Geisinger Health Plan insurance and need to set up a myGeisinger account, here's how to do it. (Note: When you're setting up your myGeisinger account for the first time, be sure to use a web browser rather than the MyChart app.)

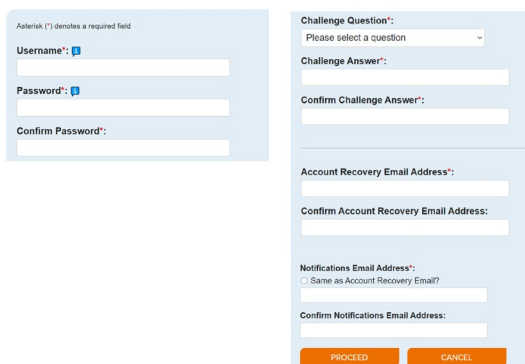
1. Visit [myGeisinger.org](https://myGeisinger.org) and click **Create account**.



2. Enter the information needed to identify yourself and click **Proceed**.



3. Create your username and password and enter your account recovery contact info to complete your registration.



**Don't have a Geisinger medical record number (MRN)?**

**To request an MRN, [fill out the form here.](#)**

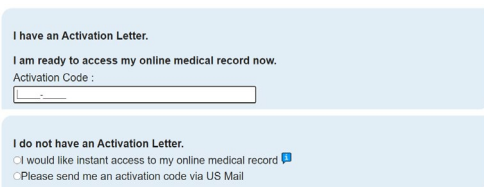
We'll create an MRN for you and send you information to sign up for a myGeisinger account. Please note, it may take up to 3 business days to receive your MRN.

4. Then, enter your username and password to log into myGeisinger.



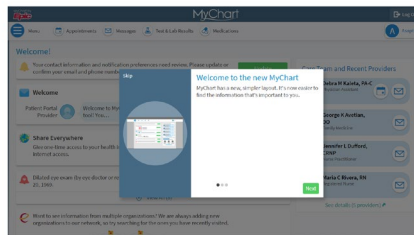
5. Enter the activation code exactly as it appears (the code is case-sensitive).

Or, instead of entering an activation code, select “I would like instant access to my online medical record” and answer an authentication quiz to verify your identity.



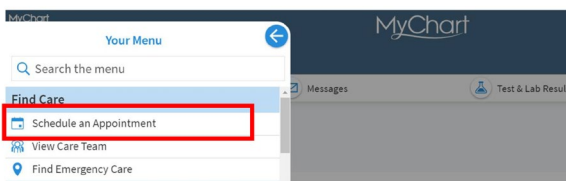
If you have trouble activating your account with the authentication quiz, call 570-284-3657 and select the COVID vaccine option. Ask the representative to send you an activation link to set up your account.

When you log in for the first time, you'll see this screen.



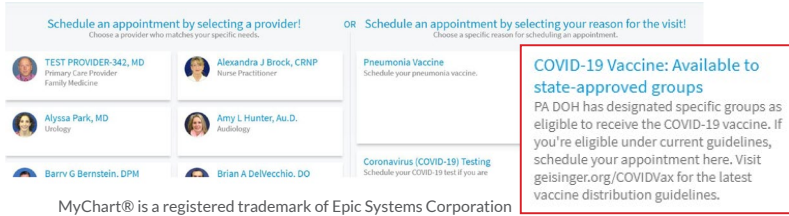
MyChart® is a registered trademark of Epic Systems Corporation

6. Click **Menu** and then **Schedule an Appointment**.



MyChart® is a registered trademark of Epic Systems Corporation

7. Next, click **COVID-19 Vaccine: Available to state-approved groups** (on the right side of the screen under “Schedule an appointment by selecting your reason for the visit”).



8. Complete the questionnaire to find out if you meet the requirements to be vaccinated right now.



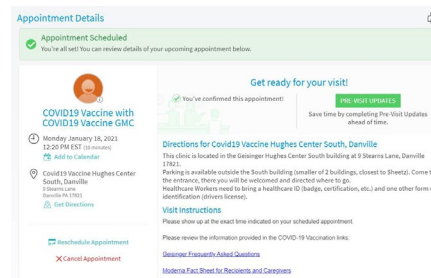
9. If you meet the requirements, follow the steps to set up a time and location for your vaccination.

\*What is the most important thing you want addressed during this visit?

Note: In the field below the question *What is the most important thing you want addressed during this visit?* enter “vaccine.”

MyChart® is a registered trademark of Epic Systems Corporation

10. When you’ve successfully scheduled your vaccination, you’ll see this screen.



MyChart® is a registered trademark of Epic Systems Corporation

Note: Two doses of the COVID vaccine are required. When you receive your first vaccine, we’ll schedule you for your second dose **at the same location**, as you must have it a specific number of days after the first (Pfizer or Moderna vaccine: 26–42 days). Be sure to plan accordingly and choose the location that’s most convenient for you.

If you don’t meet the requirements, check back often at [geisinger.org/COVIDVax](https://www.geisinger.org/COVIDVax) for up-to-date information on vaccine eligibility.